

# 4LEAN

## Wagons for STILL LiftRunner®



**4Lean**  
System

**4Lean**  
Aluminium

**4Lean**  
Aluminium+

**4Lean**  
System+

**4Lean**  
MODULAR

**4Stainless<sup>+</sup>**  
Steel

**XCasters**

**We Build Lean**

# Index

| Índice | Indice | Índice | Index

## ■ **WaWagons for STILL LiftRunner®**

- [Base Wagon](#)
- [Tall Wagon](#)
- [Pannel Wagon](#)
- [Multishelve Wagon](#)
- [Profile Wagon](#)
- [Kit Cart Wagon](#)

# About us

---

4Lean is a company dedicated to the creation and implementation of Lean solutions. We have a vast knowledge in Lean, we are able to implement a full supply chain with our vast portfolio that is developed in our Lean Lab.

All organization practice Lean everyday. We have regular training in Lean and we participate in Kaizen Events to understand customer needs.

We believe our *gemba* is at customer site, we are a natural extension of your organization.

4Lean é uma empresa dedicada à criação e implementação de soluções Lean. Temos um vasto conhecimento em Lean, somos capazes de implementar uma cadeia de fornecimento completa com o nosso vasto portfólio que é desenvolvido no nosso Laboratório Lean.

Todos na organização praticam Lean diariamente. Temos uma formação regular em Lean e participamos em eventos Kaizen para entender as necessidades dos clientes.

Acreditamos que o nosso *gemba* está à vista do cliente, somos uma extensão natural da sua organização.

4Lean è una società dedicata alla creazione e implementazione di soluzioni di Lean. Abbiamo una vasta conoscenza in Lean e siamo in grado di implementare una catena di approvvigionamento grazie alla nostra vasta gamma sviluppata nel nostro Lean Lab.

Tutta la nostra organizzazione, pratica Lean tutti i giorni. Abbiamo formazione regolare in Lean e partecipiamo a cantieri Kaizen, eventi per capire al meglio i nostri clienti.

Crediamo che il nostro *gemba* è presso il cliente, siamo una naturale estensione della vostra organizzazione.

4Lean es una empresa dedicada a la creación e implementación de soluciones de Lean. Contamos con un amplio conocimiento en Lean, somos capaces de implementar una cadena de suministro completa con nuestro amplio catalogo que se desarrolla en nuestro Laboratorio de Lean.

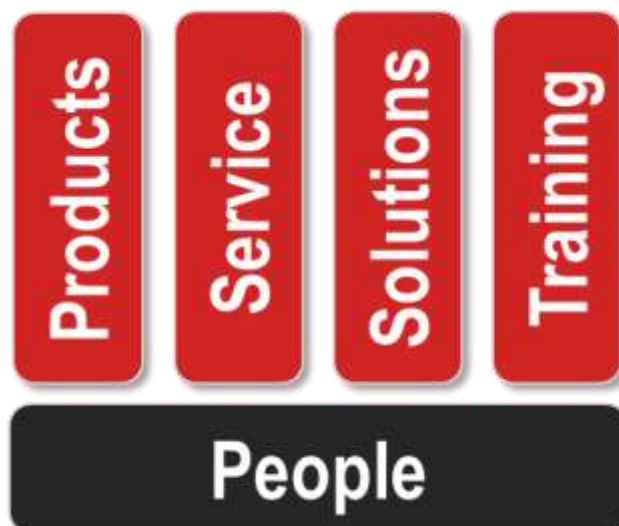
Todos en la organización practicam Lean diariamente. Tenemos una formación regular en Lean y participamos en Kaizen Eventos para entender las necesidades del cliente.

Creemos que nuestra *gemba* está en el sitio del cliente, somos una extensión natural de su organización.

4Lean est une société dédiée à la création et la mise en œuvre de solutions Lean. Nous avons une vaste connaissance dans Lean, nous sommes capable de construire une chaîne d'approvisionnement complète avec notre vaste portefeuille qui est développée dans notre Lean Lab.

Tout l'organisation pratique Lean quotidienne. Nous avons régulièrement des formations Lean, nous participons à chantier Kaizen pour comprendre les besoins des clients.

Nous croyons que notre *gemba* est le site du client, nous sommes un prolongement naturel de votre organisation



**We Build Lean !**

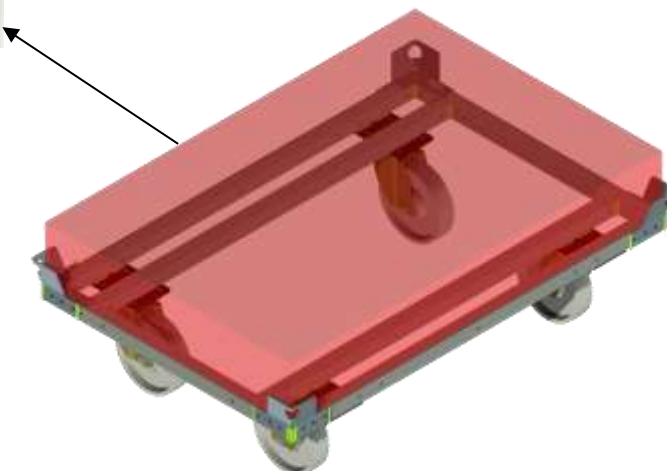
# Base Wagon



**Compatible with**  
 Compatível com  
 Compatibili con  
 Compatible con  
 Compatible avec



**CUSTOMIZED SOLUTION**



| Base Wagon |   |                         |                        |               |                              |             |             |
|------------|---|-------------------------|------------------------|---------------|------------------------------|-------------|-------------|
| Reference  | Description                                 | Handling Unit Dimension | Wagon Min. Weight (Kg) | Max Load (Kg) | Max. Ergon. Load (15Kg) (Kg) | Height (mm) | Accessories |
| S-BW       | Base Wagon Square2 Configuration 1230x830mm | 1200x800                | 26                     | 1050          | 435*                         | 290         | PGM2        |

## Compatible with Still LiftRunner®

Compatível com Still LiftRunner®  
 Compatibili con Still LiftRunner®  
 Compatible with Still LiftRunner®  
 Compatible avec Still LiftRunner®



## Compatible with 4Lean Modular, System and Aluminium

Compatível com 4Lean Modular, System e Alumínio  
 Compatibili con 4Lean Modular, System e Alluminio  
 Compatible with 4Lean Modular, System y Aluminio  
 Compatible avec Modular, System et Aluminium



**\* Values obtained in smooth and unobstructed ground, with distributed load and wheels at 90° with the direction of movement.**

Valores obtidos em chão liso e sem obstáculos, com carga distribuída e rodas a 90° com a direcção de movimento.

Valori ottenuti in terra liscia e non ostruita, con carico distribuito e ruote a 90° con la direzione di movimento.

Valores obtenidos en suelo liso y sin obstáculos, con carga distribuida y ruedas a 90° con la dirección de movimiento.

Valeurs obtenues dans un sol lisse et dégagé, avec une charge répartie et des roues à 90° avec la direction du mouvement.



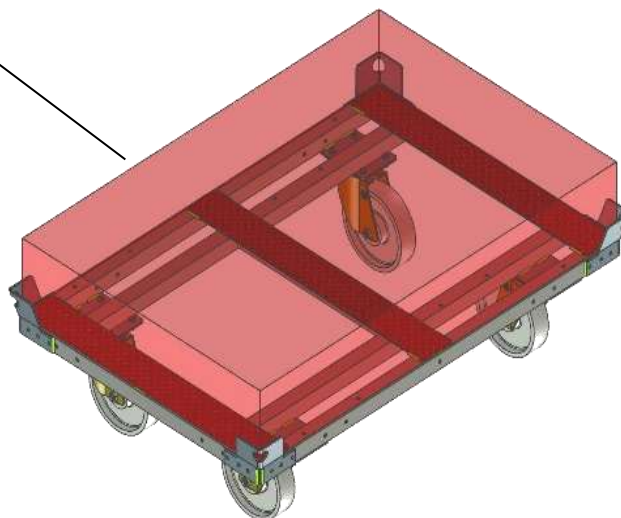
# Base Wagon



**Compatible with**  
 Compatível com  
 Compatibili con  
 Compatible con  
 Compatible avec



**CUSTOMIZED SOLUTION**



| Base Wagon |   |                         |                        |               |                              |             |             |
|------------|---|-------------------------|------------------------|---------------|------------------------------|-------------|-------------|
| Reference  | Description                                 | Handling Unit Dimension | Wagon Min. Weight (Kg) | Max Load (Kg) | Max. Ergon. Load (15Kg) (Kg) | Height (mm) | Accessories |
| S-BW-P     | Base Wagon Square2 Configuration 1230x830mm | 1200x800                | 26                     | 1050          | 435*                         | 290         | PGM2        |

## Compatible with Still LiftRunner®

Compatível com Still LiftRunner®  
 Compatibili con Still LiftRunner®  
 Compatible with Still LiftRunner®  
 Compatible avec Still LiftRunner®



## Compatible with 4Lean Modular, System and Aluminium

Compatível com 4Lean Modular, System e Alumínio  
 Compatibili con 4Lean Modular, System e Alluminio  
 Compatible with 4Lean Modular, System y Aluminio  
 Compatible avec Modular, System et Aluminium



**\* Values obtained in smooth and unobstructed ground, with distributed load and wheels at 90° with the direction of movement.**

Valores obtidos em chão liso e sem obstáculos, com carga distribuída e rodas a 90° com a direcção de movimento.

Valori ottenuti in terra liscia e non ostruita, con carico distribuito e ruote a 90° con la direzione di movimento.

Valores obtenidos en suelo liso y sin obstáculos, con carga distribuida y ruedas a 90° con la dirección de movimiento.

Valeurs obtenues dans un sol lisse et dégagé, avec une charge répartie et des roues à 90° avec la direction du mouvement.





**COSTUMIZABLE  
HEIGHT**

| Tall Wagon |   |                         |                        |               |                              |             |             |
|------------|---|-------------------------|------------------------|---------------|------------------------------|-------------|-------------|
| Reference  | Description                                 | Handling Unit Dimension | Wagon Min. Weight (Kg) | Max Load (Kg) | Max. Ergon. Load (15Kg) (Kg) | Height (mm) | Accessories |
| S-TW       | Tall Wagon Square2 Configuration 1230x830mm | 1200x800                | 26                     | 1050          | 435*                         | 640         | PGM2        |

### Compatible with Still LiftRunner®

Compatível com Still LiftRunner®  
 Compatibili com Still LiftRunner®  
 Compatible com Still LiftRunner®  
 Compatible avec Still LiftRunner®



**\* Values obtained in smooth and unobstructed ground, with distributed load and wheels at 90° with the direction of movement.**


Valores obtidos em chão liso e sem obstáculos, com carga distribuída e rodas a 90° com a direcção de movimento.

Valori ottenuti in terra liscia e non ostruita, con carico distribuito e ruote a 90° con la direzione di movimento.

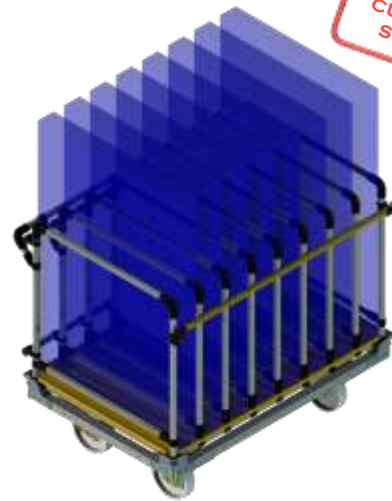
Valores obtenidos en suelo liso y sin obstáculos, con carga distribuida y ruedas a 90° con la dirección de movimiento.

Valeurs obtenues dans un sol lisse et dégagé, avec une charge répartie et des roues à 90° avec la direction du mouvement.

# Pannel Wagon



S-PW01B



S-PW02B

CUSTOMIZED SOLUTION

| Panel Wagon |                |  |                  |                  |                    |
|-------------|----------------|--|------------------|------------------|--------------------|
| Reference   | Pipe Dimension | Pipe Colour                                | Wagon Dimension  | Opening Type     | Number of Hollow's |
| S-PW01*     | 28x2           | B<br>C<br>G<br>Y<br>A<br>M<br>I**<br>AL*** | 1200x800         | One side Lateral | 5                  |
| S-PW02*     |                | 1200x800                                   | One Side Frontal | 8                |                    |

Compatible with Still LiftRunner®  
 Compatível com Still LiftRunner®  
 Compatibili con Still LiftRunner®  
 Compatible com Still LiftRunner®  
 Compatible avec Still LiftRunner®



Reference + Colour  
 Ex.: S-PW01B

\*\*Stainless Steel  
 Aço inoxidável / Acciaio inossidabile  
 Acero inoxidable / Acier inoxydable

\*\*\*Aluminum  
 Alumínio/ Alluminio  
 Aluminio / Aluminium



# Multishelve Wagon



CUSTOMIZED SOLUTION



| Multishelve Wagon |                |  |                 |                   |
|-------------------|----------------|--|-----------------|-------------------|
| Reference         | Pipe Dimension | Pipe Colour  | Wagon Dimension | Number of Level's |
| S-MWM01*          | ∅ 28x2         | B <input type="checkbox"/><br>C <input type="checkbox"/><br>G <input type="checkbox"/><br>Y <input type="checkbox"/><br>A <input type="checkbox"/><br>M <input type="checkbox"/><br>I ** <input type="checkbox"/><br>AL *** <input type="checkbox"/> | 1200x800        | 4                 |

**\*This structure is prepared to assemble 4Lean system components.**

Esta estrutura está preparada para montar componentes 4Lean System.  
Questa struttura è pronta per il montaggio di componenti del 4Lean System.

Esta estructura está preparada para montar componentes 4Lean System.  
Cette structure est prête à monter des composants du 4Lean System.

**\*\*Stainless Steel**

Aço inoxidável / Acciaio inossidabile  
Acero inoxidable / Acier inoxydable

**\*\*\*Aluminum**

Alumínio/ Alluminio  
Aluminio / Aluminium

**Compatible with Still LiftRunner®**

Compatível com Still LiftRunner®  
Compatibili com Still LiftRunner®  
Compatible com Still LiftRunner®  
Compatible avec Still LiftRunner®

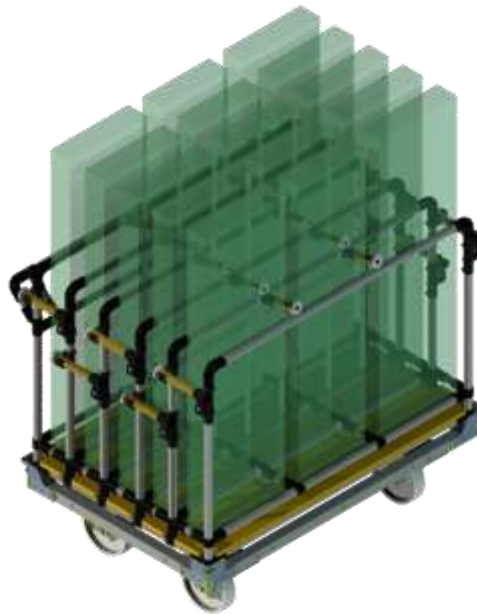


Reference + Colour

Ex.: S-MWM01B



CUSTOMIZED SOLUTION



| Panel Wagon |                |  |                 |                       |                    |
|-------------|----------------|--|-----------------|-----------------------|--------------------|
| Reference   | Pipe Dimension | Pipe Colour  | Wagon Dimension | Opening Type          | Number of Hollow's |
| S-PFW01*    | 28x2           | B <input type="checkbox"/><br>C <input type="checkbox"/><br>G <input type="checkbox"/><br>Y <input type="checkbox"/><br>A <input type="checkbox"/><br>M <input type="checkbox"/><br>I ** <input type="checkbox"/><br>AL *** <input type="checkbox"/> | 1200x800        | Both sides<br>Lateral | 5                  |

Compatible with Still LiftRunner®  
 Compatível com Still LiftRunner®  
 Compatibili con Still LiftRunner®  
 Compatible com Still LiftRunner®  
 Compatible avec Still LiftRunner®



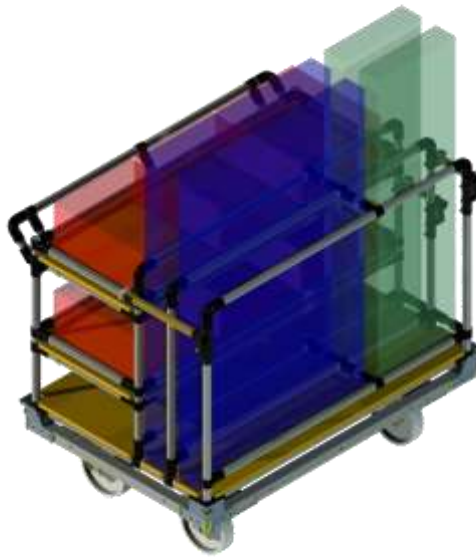
Reference + Colour  
 Ex.: S-PFW01B

**\*\*Stainless Steel**  
 Aço inoxidável / Acciaio inossidabile  
 Acero inoxidable / Acier inoxydable

**\*\*\*Aluminum**  
 Alumínio/ Alluminio  
 Aluminio / Aluminium



CUSTOMIZED SOLUTION



| Kit Cart Wagon |                |  |                 |
|----------------|----------------|--|-----------------|
| Reference      | Pipe Dimension | Pipe Colour  | Wagon Dimension |
| S-KCW01*       | ∅ 28x2         | B <input type="checkbox"/><br>C <input type="checkbox"/><br>G <input type="checkbox"/><br>Y <input type="checkbox"/><br>A <input type="checkbox"/><br>M <input type="checkbox"/><br>I** <input type="checkbox"/><br>AL*** <input type="checkbox"/> | 1200x800        |

**Compatible with Still LiftRunner®**  
 Compatível com Still LiftRunner®  
 Compatibili con Still LiftRunner®  
 Compatible com Still LiftRunner®  
 Compatible avec Still LiftRunner®

Reference + Colour  
 Ex.: S-KCW01B

**\*\*Stainless Steel**  
 Aço inoxidável / Acciaio inossidabile  
 Acero inoxidable / Acier inoxydable

**\*\*\*Aluminum**  
 Alumínio / Alluminio  
 Aluminio / Aluminium

CUSTOMIZED SOLUTION



| Roll Wagon |                |  |                 |                 |
|------------|----------------|--|-----------------|-----------------|
| Reference  | Pipe Dimension | Pipe Colour                                | Wagon Dimension | Number of Level |
| S-RW01*    | ∅ 28           | B<br>C<br>G<br>Y<br>A<br>M<br>I**<br>AL*** | 1200x800        | 4               |

Compatible with Still LiftRunner®  
 Compatível com Still LiftRunner®  
 Compatibili con Still LiftRunner®  
 Compatible com Still LiftRunner®  
 Compatible avec Still LiftRunner®

Reference + Colour  
 Ex.: S-KCW01B

\*\*Stainless Steel  
 Aço inoxidável / Acciaio inossidabile  
 Acero inoxidable / Acier inoxydable

\*\*\*Aluminum  
 Alumínio / Alluminio  
 Aluminio / Aluminium

---

UK **4LEAN**

DE **4LEAN**

Iberia **4LEAN**

**4LEAN**

Italy **4LEAN**

