


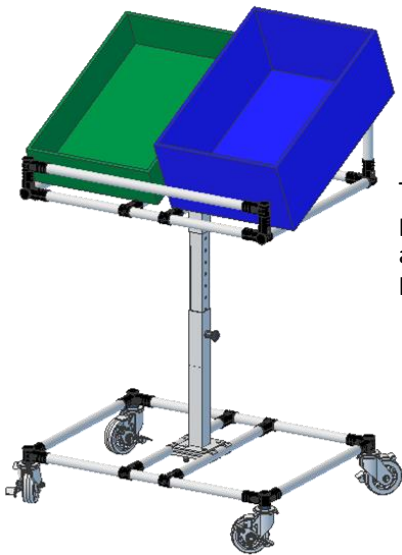

Ergonomic Solutions

There are many advantages in the improvement of ergonomics in the workplace. Small changes can significantly improve the ergonomics. Example: change the height of machines and workstation for the reduction of back problems. The Golden Zone and Strike Zone are the areas to focus because they are ergonomic and reduce waste.



Lift table

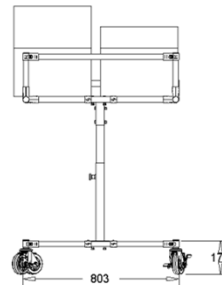
Advantages:
-Fast and manual adjustment



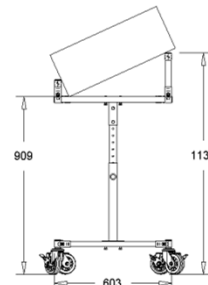
Kit cart

Telescopic tube with spring plunger - enables the adjustment of the work height (range:200-250mm)

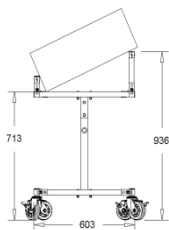
Advantages:
-Low-cost solution for ergonomic posts.



Pos. 1

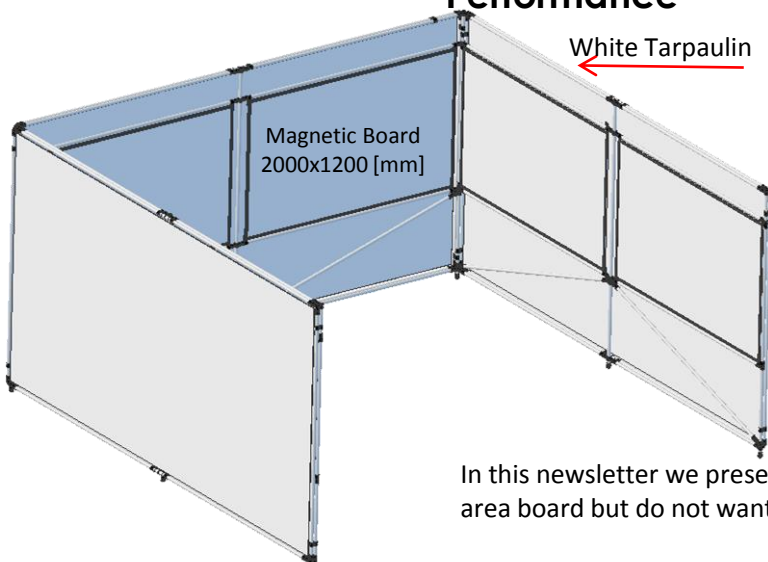


Pos. 2



Pos. 3

Visual Management - Communication of Indicators and Performance



Daily work (production) boards

A daily work board, also called a production board, is a visual representation of the work of an area.

Teams meet daily around their boards to understand the work that needs to be done.

These meetings ensure work is shared equally and provide an opportunity to problem solving.

In this newsletter we present a lower cost solution to the ones want to have a area board but do not want to spend much. Contact us to know more.

Ergonomic Chair

We reduced the price of the solution “ergonomic chair”. This chair should be used when performing tasks / operations at heights below the ergonomics.



Novo

Soluções Visuais

- Easy to assemble!
- 360° screen rotation!
- Possibility to add more tool holders and functions!
- Possibility to put a screen every place you want.

This solution allows users to communicate indicators and performances in a visual form for the entire organization.



- Tool holder to support barcode reader
- Tool holder to support CPU

Editorial

In this edition we focused on ergonomics in the workplace.

When we set a workstation we should take into account the following factors:

- Golden Zone and Strike Zone;
- Torsion of pulses;
- Posture;
- Lighting.

The goal of 4Lean during the design of a solution is to focus on customer needs, as well as on ergonomics, pointing advantages and disadvantages, and alternatives.

In addition to the solutions presented in the newsletter, we have videos, solutions and basic concepts of ergonomics on our website: www.4lean.net.

4Lean wishes you nice vacations!



Claudia Marques

4Lean School

In this month of July we will hold a training: Warehouse Design. It is a training targeted for Process Engineers, Engineers and Lean technicians, Logistics, who want to learn more about how to design warehouses.

Come and find out more at: www.leanexcellencecenter.com.

Formação Warehouse Design
28-07-2015

Áreas de impacto

↑ Ergonomia

↑ Produtividade

↓ Defeitos

↓ Custo

↓ Stock

Objetivos Gerais

Projectar e desenhar estantes e soluções de armazenamento

Conteúdos

Sistemas de estantes
Sistemas de armazenamento
Área de pré-carga

A quem se destina:
Engenheiros de Processo, Engenheiros e Técnicos de Lean, Logística

Inscrições e mais informação acerca da próxima visita em www.leanexcellencecenter.com
Tel. 254098650