



Data sheet overview

Series A: Gravity feed rollers

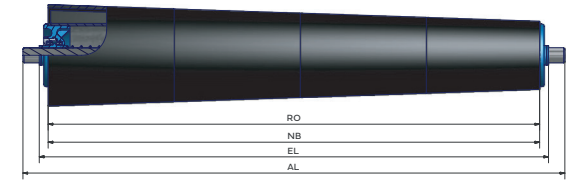


Series D: Toothed belt wheel idler




Series K: Conical idlers


KA



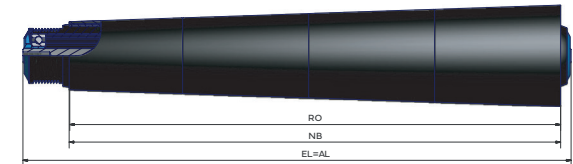
Series B: Bead rollers




Series E: Single chain wheel idler




KC




Series C: Poly V idlers



Series F: Double chain idler



KF



Type of drive		Fitting	Bearing type	Tube	Coating/ Material	Axle diameter	Processing						
A10	Gravity castors light	1	pressed plastic	.1	Ball series/Cone bearing	16 x 1,0	16 x 1,0 mm	B	bright	A5	Round steel 5 mm	IGM	Inner thread
A20	Gravity castors medium	2	pressed steel	.2	ZZ deep groove ball bearing	20 x 1,5	20 x 1,5 mm	V	galvanized	A6	Round steel 6 mm	M	Outer Thread
A30	Gravity castors heavy	3	welded	.3	RS deep groove ball bearing	30 x 1,5	30 x 1,5 mm	KB	Plastic blue	A8	Round steel 8 mm	AGM	Stepped outer thread
B10	Bead 1-fold	4	friction			30 x 1,8	30 x 1,8 mm	KG	Plastic grey	A10	Round steel 10 mm	SW	Spanner flat
B20	Bead 2-fold	5	machined bearing housing			30 x 2,0	30 x 2,0 mm	N	Stainless steel (niro)	SW11	Hexagon 11mm	FA	spanner-width
B30	Beading 3-fold					40 x 1,5	40 x 1,5 mm	A	Aluminium	A12	Round steel 12 mm	GL	spring axle
B40	Beading head plastic					40 x 2,0	40 x 2,0 mm	SV	piece galvanized	A14	Round steel 14 mm		
C10	Poly V drive head plastic					40 x 2,3	40 x 2,3 mm	PU	Polyurethane	A15	Round steel 15 mm		
C20	Poly V drive head steel					40 x 3,0	40 x 3,0 mm	PVC	PVC hose	A17	Round steel 17 mm		
D10	Toothed belt wheel plastic					50 x 1,5	50 x 1,5 mm	G	rubberised	A20	Round steel 20 mm		
D20	Toothed belt sprocket steel					50 x 2,0	50 x 2,0 mm	P	powder coating	A25	Round steel 25 mm		
E10	Steel single sprocket 3/8"					50 x 2,8	50 x 2,8 mm	H	hardened				
E20	Single chain wheel plastic 1/2"					50 x 3,0	50 x 3,0 mm	T	Teflon (PTFE)				
E30	Steel single sprocket 1/2"					60 x 1,5	60 x 1,5 mm	E	anodise (ALU)				
E40	Steel single sprocket 5/8"					60 x 2,0	60 x 2,0 mm	GS	ground (Niro)				
E50	Steel single sprocket 3/4"					60 x 3,0	60 x 3,0 mm						
F10	Double sprocket steel 3/8"					63 x 3,0	63 x 3,0 mm						
F20	Double sprocket plastic 1/2"					63,5 x 2,9	63,5 x 2,9 mm						
F30	Double sprocket steel 1/2"					80 x 2,0	80 x 2,0 mm						
F40	Double sprocket steel 5/8"					80 x 3,0	80 x 3,0 mm						
F50	Double sprocket steel 3/4"					88,9 x 2,9	88,9 x 2,9 mm						
						88,9 x 5,0	88,9 x 5,0 mm						
						108 x 3,25	108 x 3,25 mm						
						108 x 5,0	108 x 5,0 mm						

N = Stainless steel as additive for bearing, axles and tube (e.g. A202.2N-A202.2N-50x1,5N-AN10 FA10x10)

Conical castors are given the letter K as a prefix (e.g. KA10 for conical gravity castors light).

Special rollers can be found in the number group 90 (For example E90 for special roller single sprocket)